

Azure Grove

URBAN *meets* NATURE



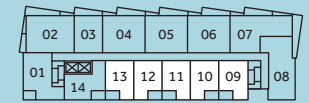
TYPE B1, B2, B6, B7, B8

1 Bedroom + Den

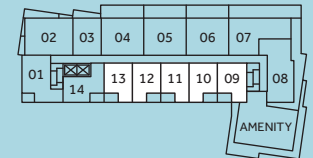
Interior: 495 – 524 SQ FT

Exterior: 63 – 148 SQ FT

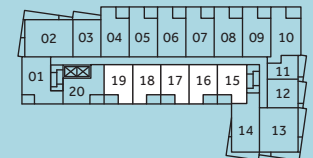
Total: 558 – 643 SQ FT



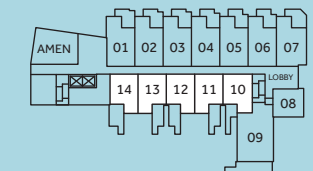
GROVE - LEVEL 6



GROVE - LEVEL 5



GROVE - LEVELS 2-4



GROVE - LEVEL 1



The Developer reserves the right to make modifications or substitutions to project design, specifications, features, appliances, pricing and floor plans in its sole discretion and without notice or obligation. Dimensions, square footage and floor plans are illustrative, approximate and provided for reference only. Final dimensions, square footage and floor plans may vary and will be determined by final strata plan measurements. Artist's renderings and maps are interpretations only. This is not an offering for sale. Any such offering may only be made with a disclosure statement. E.&O.E. Sales & Marketing by Prima Marketing.

